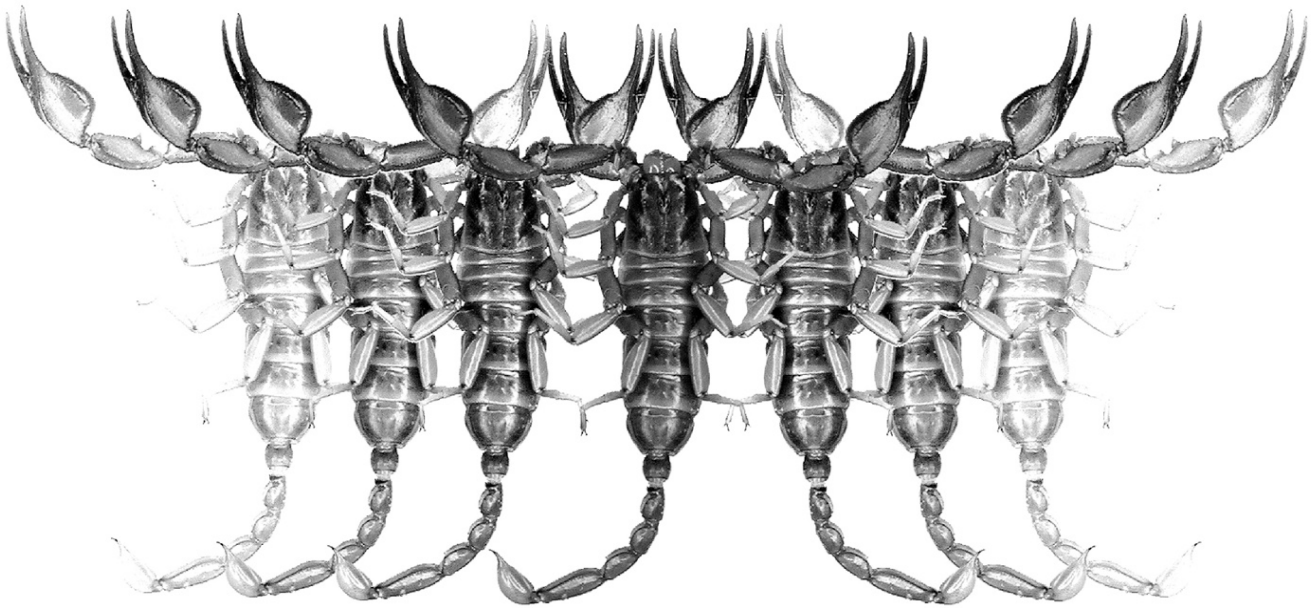


# *Euscorpius*

Occasional Publications in Scorpiology



**The first record of *Orthochirus glabrifrons*  
(Kraepelin, 1903) (Scorpiones: Buthidae)  
from the United Arab Emirates**

**František Kovařík, Ersen Aydın Yağmur, Alexander Ullrich & Balázs Buzás**

**September 2023 — No. 379**

# *Euscorpius*

## *Occasional Publications in Scorpiology*

EDITOR: **Victor Fet**, Marshall University, '[fet@marshall.edu](mailto:fet@marshall.edu)'

ASSOCIATE EDITOR: **Michael E. Soleglad**, '[msoleglad@gmail.com](mailto:msoleglad@gmail.com)'

TECHNICAL EDITOR: **František Kovařík**, '[kovarik.scorpio@gmail.com](mailto:kovarik.scorpio@gmail.com)'

*Euscorpius* is the first research publication completely devoted to scorpions (Arachnida: Scorpiones). *Euscorpius* takes advantage of the rapidly evolving medium of quick online publication, at the same time maintaining high research standards for the burgeoning field of scorpion science (scorpiology). *Euscorpius* is an expedient and viable medium for the publication of serious papers in scorpiology, including (but not limited to): systematics, evolution, ecology, biogeography, and general biology of scorpions. Review papers, descriptions of new taxa, faunistic surveys, lists of museum collections, and book reviews are welcome.

### *Derivatio Nominis*

The name *Euscorpius* Thorell, 1876 refers to the most common genus of scorpions in the Mediterranean region and southern Europe (family Euscorpiidae).

*Euscorpius* is located at: <https://mds.marshall.edu/euscorpius/>  
Archive of issues 1-270 see also at: <http://www.science.marshall.edu/fet/Euscorpius>

(Marshall University, Huntington, West Virginia 25755-2510, USA)

---

### ICZN COMPLIANCE OF ELECTRONIC PUBLICATIONS:

Electronic (“e-only”) publications are fully compliant with ICZN (*International Code of Zoological Nomenclature*) (i.e. for the purposes of new names and new nomenclatural acts) when properly archived and registered. All *Euscorpius* issues starting from No. 156 (2013) are archived in two electronic archives:

- **Biotaxa**, <http://biotaxa.org/Euscorpius> (ICZN-approved and ZooBank-enabled)
- **Marshall Digital Scholar**, <http://mds.marshall.edu/euscorpius/>. (This website also archives all *Euscorpius* issues previously published on CD-ROMs.)

Between 2000 and 2013, ICZN *did not accept online texts* as “published work” (Article 9.8). At this time, *Euscorpius* was produced in two *identical* versions: online (*ISSN 1536-9307*) and CD-ROM (*ISSN 1536-9293*) (laser disk) in archive-quality, read-only format. Both versions had the identical date of publication, as well as identical page and figure numbers. **Only copies distributed on a CD-ROM** from *Euscorpius* in 2001-2012 represent published work in compliance with the ICZN, i.e. for the purposes of new names and new nomenclatural acts.

In September 2012, ICZN Article 8. What constitutes published work, has been amended and allowed for electronic publications, disallowing publication on optical discs. From January 2013, *Euscorpius* discontinued CD-ROM production; only online electronic version (*ISSN 1536-9307*) is published. For further details on the new ICZN amendment, see <http://www.pensoft.net/journals/zookeys/article/3944/>.

---

**Publication date: 27 September 2023**

<http://zoobank.org/urn:lsid:zoobank.org:pub:6C317BE7-A326-4232-B25D-920AAD67FE44>

# The first record of *Orthochirus glabrifrons* (Kraepelin, 1903) (Scorpiones: Buthidae) from the United Arab Emirates

František Kovařík<sup>1</sup>, Ersen Aydın Yağmur<sup>2</sup>, Alexander Ullrich<sup>3</sup> & Balázs Buzás<sup>4</sup>

<sup>1</sup> Department of Zoology, Charles University, Viničná 7, CZ-128 44, Praha 2, Czech Republic; [www.scorpio.cz](http://www.scorpio.cz)

<sup>2</sup> Manisa Celal Bayar University, Alaşehir Vocational School, Alaşehir, Manisa, 45600 Turkey.

E-mail: [ersen.yagmur@gmail.com](mailto:ersen.yagmur@gmail.com)

<sup>3</sup> Gartenstraße 22, 59514 Welper, Germany. E-mail: [alex@hottentotta.com](mailto:alex@hottentotta.com)

<sup>4</sup> Mérey u. 13., Szeged-6722, Hungary. E-mail: [info@balazsbuzas.com](mailto:info@balazsbuzas.com)

<http://zoobank.org/urn:lsid:zoobank.org:pub:6C317BE7-A326-4232-B25D-920AAD67FE44>

## Summary

*Orthochirus glabrifrons* (Kraepelin, 1903) (Scorpiones: Buthidae) was described from Oman (Muscat). Here, we summarize known localities from Oman as well as records from the United Arab Emirates, which is the new country record for this species. Illustrations of morphology of both sexes are given together with a map of distribution. A lectotype of *Orthochirus glabrifrons* (Kraepelin, 1903) is designated. *Paraorthochirus kasparki* Lourenço & Huber, 2000 and *Paraorthochirus kinzelbachi* Lourenço & Huber, 2000 are synonymized with *Orthochirus glabrifrons* (Kraepelin, 1903), **syn. n.**

## Introduction

The genus *Orthochirus* is represented by 57 species in the North Africa, Middle East, and Asia (Fet & Lowe, 2000; Kovařík et al., 2020; Rein, 2023). *O. glabrifrons* (Kraepelin, 1903) has been previously known only from Oman. Here, we add new country records from the United Arab Emirates. Other species known from the Arabian Peninsula are *O. arabicus* Ythier & Lourenço, 2023 and *O. katerinae* Kovařík & Just, 2022, both from Saudi Arabia (Kovařík & Just, 2022; Ythier & Lourenço, 2023).

*O. glabrifrons* was described under the genus *Butheolus* by Kraepelin (1903). Birula (1917: 215) transferred it to *Orthochirus*. Lourenço & Vachon (1995) established the genus *Paraorthochirus* and transferred this species to a new genus (under a misprinted generic name *Pseudorthochirus*) and provided a diagnosis for this species. Navidpour et al. (2008) synonymized *Paraorthochirus* with the genus *Orthochirus* Karsch, 1892; all species of *Paraorthochirus* were transferred to the genus *Orthochirus*.

## Material and Methods

Nomenclature and measurements follow Vachon (1963), Stahnke (1971), Sissom (1990), Kovařík (2009), and Kovařík & Ojanguren Affilastro (2013), except for trichobothriology (Vachon, 1974, 1975). Specimens studied herein are preserved in 80% ethanol. Photographs of *O. glabrifrons* were taken by Canon EOS 7D. Stacking of pictures was made using Helicon Focus software. The map showing the localities of

the specimens was generated with the SimpleMappr <https://www.simplemappr.net/api> (Shorthouse, 2010).

*Specimen repositories.* AMS (Al Mayya Sanctuary Fujairah, United Arab Emirates); AZMM (Alaşehir Zoological Museum, Manisa Celal Bayar University, Alaşehir, Manisa, Turkey); BLFH (Balázs Farkas, private collection, Hungary); FKCP (František Kovařík, private collection, Prague, Czech Republic, to be merged in future with collections of National Museum of Natural History, Prague, Czech Republic); HNHM (Hungarian Natural History Museum, Budapest, Hungary); MNHN (Muséum National d'Histoire Naturelle, Paris, France); ZMUH (Centrum für Naturkunde (CeNak), Universität Hamburg, Zoological Museum, Hamburg, Germany).

## Systematics

Family **Buthidae** C. L. Koch, 1837

Genus ***Orthochirus*** Karsch, 1892

(Figures 1–22)

*Orthochirus* Karsch, 1892: 306; Kovařík et al., 2020a: 1–73, figs. 1–352, tables 1–4 (complete reference and synonyms list until 2020); Kovařík et al., 2020b: 1–15; Kovařík & Just, 2022: 1–9, figs. 1–27, table 1.

**DIAGNOSIS.** Total length of adults 22–55 mm. Tergites I–VI with weak median or lateral carinae, or carinae indistinct. Patellar trichobothrium  $d_3$  located between dorsomedian and dorsointernal carinae. Dorsal trichobothria of femur arranged in beta-configuration. Trichobothrium  $d_2$  of pedipalp femur



**Figure 1.** *Orthochirus glabrifrons*, a female from Oman, 30 km N of Nizwa, Jabal Akhdar, *in vivo* habitus.

absent or present on dorsal surface. Chelicerae with typical buthid dentition (Vachon, 1963), ventral aspect of fixed finger with two denticles. Tibial spurs present on legs III and IV; in all legs, mid-ventral aspect of tarsomere II sparsely setose with 1 or 2 rows of short spiniform setae. Pectines with fulcra, densely hirsute. Proximal dentate margins of pedipalp fingers not strongly undulate; movable fingers of pedipalps with 7–10 rows of denticles and 2–5 subterminal denticles. Carapace strongly trapezoidal, lacking distinct carinae; in lateral view distinctly inclined downward from median eyes to anterior margin; 5 pairs of lateral eyes. First and second metasomal segments with carinae. Metasoma posteriorly widened; metasomal segments IV and V ventrally punctate. Telson elongate with subaculear tubercle absent, aculeus robust, as long as or longer than vesicle; hemispermatophore capsule with 3 laminate lobes + 1 hook-like basal lobe; spiracles slit-like.

***Orthochirus glabrifrons*** (Kraepelin, 1903)  
(Figures 1–22)

*Butheolus glabrifrons* Kraepelin, 1903: 564–566.

*Orthochirus glabrifrons*: Birula, 1917: 215; Vachon, 1949: 136 (1952: 222); Levy & Amitai, 1980: 94; Navidpour et al., 2008: 18.

*Pseudorthochirus glabrifrons* [sic]: Lourenço & Vachon, 1995: 304.

*Paraorthochirus glabrifrons*: Lourenço & Vachon, 1995: 305; Lourenço & Huber, 2000: 143; Fet & Lowe, 2000: 212.

= *Paraorthochirus kasparki* Lourenço & Huber, 2000: 141–143, figs. 10–13 (TYPE LOCALITY AND TYPE DEPOSITORY: Oman, Muscat area, Ras Al Hamra, MNHN), **syn. n.**

= *Paraorthochirus kinzelbachi* Lourenço & Huber, 2000: 139–140, figs. 1–9 (TYPE LOCALITY AND TYPE DEPOSITORY: Oman, Wadi Tayin, North of Ibra; MNHN), **syn. n.**

TYPE LOCALITY AND TYPE DEPOSITORY. Oman, Muscat; ZMUH.

TYPE MATERIAL EXAMINED. **Oman**, Muscat, 1♀ (lectotype, hereby designated, Figs. 2–3), ZMUH.

OTHER MATERIAL EXAMINED. **Oman**, Dibab, under stones on wooded plain, 23°06'N 59°02'E, 3 m a. s. l., 13 February 1991, 1♀, leg. A. S. Gardner, det. G. Lowe (FKCP); Quryat, 23°13.8'N 58°54.63'E, 20 m a. s. l., 9 October 1993, 19:26, UV detection on sand surface, coastal sand dunes, 3♂1♀, leg. G. Lowe & M. D. Gallagher (FKCP); Wadi Bani Kharus, 23°11.32'N 57°34.77'E, 800 m a. s. l., 11 October 1993, 18:42, UV detection, gravelly wadi, rocky slopes, 1♂1♀, leg.




Figures 2–3. *Orthochirus glabrifrons*, lectotype female, dorsal (2) and ventral (3) views. Scale bar: 10 mm.

G. Lowe, A. S. Gardner & S. M. Farook (FKCP); Al Batinah Province, Jabal Nakhl, 12 km NE of Al Lajal, 23°34'44"N 58°00'27"E, 100 m a. s. l., 3 April 2013, 1♂1♀1juv., leg. René Fouque (FKCP); Az Zahirah Province, Ibri env., 23°12'N 56°31'E, 350 m a. s. l., 5 April 2013, 1♂, leg. René Fouque (FKCP); Al Batinah Province, Al-Lajal, 23°30'N 57°56'E, 177 m a. s. l., 3–18 April 2013, 1♀1♀juv.1juv., leg. P. Kučera (FKCP); Az Zahirah Province, N of Buraymi, Mahdah-Wadi Rawdah, 24°21'01"N 55°58'29"E, 430 m a. s. l., 13 October 2013, 1♀, leg. P. Kučera (FKCP); 30 km N of Nizwa, Jabal Akhdar, 22°56.97'N 57°40.36'E, 622 m a. s. l., 28 March 2014, 3♂1♀1♀juv. (Figs. 1, 4–9), leg. D. Hoferek (FKCP); Ar Rawdah, 23°03'N 57°26'E, ca 600 m a. s. l., 22 March 2017, 2♂ (DNA Nos. 1218, 1219), leg. D. Král (FKCP); Wadi Sumrah, 23°08'N 58°07'E, ca 630 m a. s. l., 7–8 March 2017, 2♂1♀, leg. D. Král (FKCP); Musandam peninsula, Wadi Bih, Saptan vill., 25°48'N 56°13'E, ca 930 m a. s. l., March 2017, 1♀juv., leg. D. Král (FKCP); E of Sur, S of Shiya, 22°30'50"N

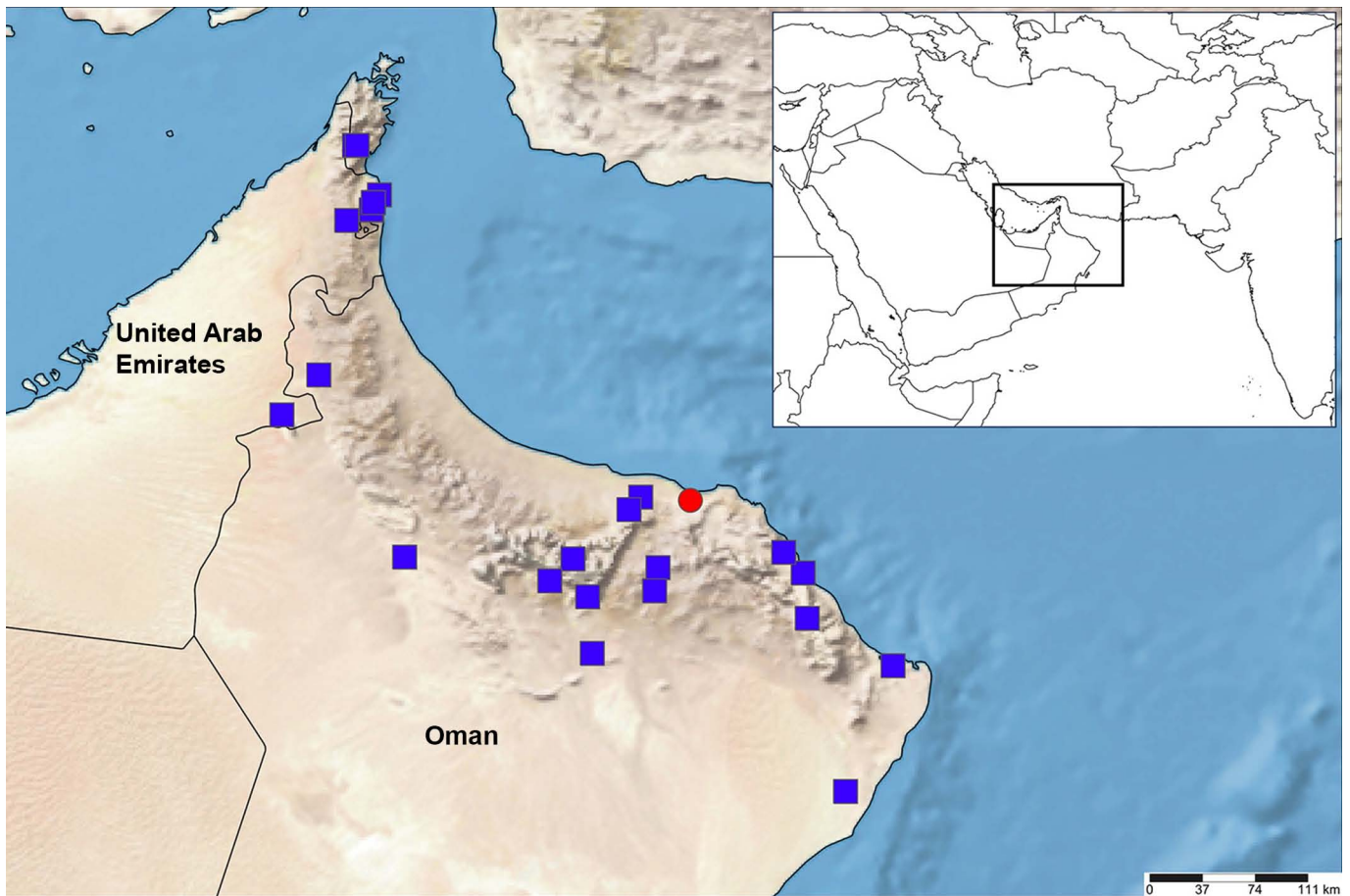
59°36'03"E, 51 m a. s. l., 15 March 2015, 1♀, leg. L. Černý (FKCP); Jabal Bani Jabir, 22.813172°N 59.058884°E, 1734 m a. s. l., 2017, 1♂, leg. M. Stockmann (FKCP); N, Ash Sharqiyah prov., Wahiba sands, 33 km S Jalan Bani Buali, 56 m a. s. l., 21°43'12"N 59°18'3"E, 25–26 January 2018, 2♀1juv., leg. P. Kabátek (FKCP); Ad Dakhiliyah gov., 29 km NE Adam, Wadi Halfeen, 22°35'31"N 57°42'5"E, 310 m a. s. l., 27–28 March 2019, 2juvs., leg. D. Frank (FKCP); North Province, Ash Sharqiyah, 10 km SW of Al Jarda, 22°59'13"N 58°5'43"E, 589 m a. s. l., 3 February 2020, 1♂2♀3juvs., leg. P. Kabátek (FKCP). **United Arab Emirates**, Dhadna District, Fujairah, 25°29'15"N 56°21'28"E, 3 m a. s. l., 18 May 2023, 3♂3♀, leg. A. Ullrich (AZMM/Sc0-2023: 01–06, Figs. 10–13); Dibba, ca 25.8°N 56.2°E, April 2008, 1♂1♀, leg. J. Straszewsky (FKCP); Green Mubazzarah, Al Ain, Abu Dhabi, 24.09817° N 55.74158° E, 321 m a. s. l., 1 September 2015, 1♀ (FKCP), 13 September 2015, 1 unsexed (HNHM, scUAE022, Scorp-1450), leg. Cs. Geczy; Near Masafi, Ras al-



**Figures 4-9:** *Orthochirus glabrifrons*, female from Oman, 30 km N of Nizwa, Jabal Akhdar. **Figure 4.** Pedipalp chela dorsal. **Figures 5-6.** Right legs III-IV, retrolateral aspect. **Figures 7-9.** Metasoma and telson, dorsal (7), ventral (8) and lateral (9).



**Figures 10-13.** *Orthochirus glabrifrons* from United Arab Emirates, Fujairah, Dhadna District. **Figures 10-11.** Male, dorsal (10) and ventral (11) views. **Figures 12-13.** Female, dorsal (12) and ventral (13) views. Scale bar: 10 mm.



**Figures 14.** Distribution of *Orthochirus glabrifrons* in Oman and the United Arab Emirates. Red circles: type locality. Blue squair: new locality records.

Khaimah, 25.32606°N 56.15100°E, 509 m a. s. l., 3 November 2017, 1♂, (FKCP), leg. B. Farkas; 25.33102°N 56.14643°E, 532 m a. s. l., 24 February 2019, 1♂ (BLFH), leg. B. Buzas; Al Aqah, Fujairah, 25.49479°N 56.35474°E, 60–70 m a. s. l., 18 March 2020, 1♀ (AMS, scUAE281), 1♂1♀ (FKCP), leg. B. Buzas et R. Racz; S of Al Khulaybiyah, Masafi area, Fujairah, 25.36570°N 56.17124°E, 605–606 m a. s. l., 27 April 2020, 2♂ (FKCP), leg. B. Buzas; Wadi Ghulayyil Khun, near Bidiya, Fujairah, 25.43969°N 56.31955°E, 127–131 m a. s. l., 28 July 2019, 1♂1♀ (FKCP), 1♂ (BLFH), leg. B. Buzas; Wadi Mai, Fujairah, 25.04391°N E56.24018°E, 400–435 m a. s. l., 22 July 2019, 2♂1♀1♀juv. (BLFH); Wadi Madhab, Fujairah, 25.14449°N 56.31823°E, 16 m a. s. l., 18 August 2014 1♀ (BLFH), 2014, 1♂ (BLFH), 25 May 2015, 1unsexed (HNHM, scUAE012, Scorp-1451), 13 June 2016, 1unsexed (HNHM, scUAE038), 22 September 2016 1♂ (HNHM, scUAE041), leg. B. Buzas et J. Nagy; Wadi Saham, Fujairah, 25.13337°N 56.22208°E, 278–402 m a. s. l., 26–29 April 2020, 5♂1♀ (FKCP), leg. B. Buzas; Wadi Wurrayah NP, Fujairah, N25.39065° E56.30980° 88–100 m a. s. l., 24 October 2018, 1♂1♀ (FKCP), 4♂ (BLFH), leg. B. Buzas, 25.39321°N 56.30604°E, 87 m a. s. l., 24 July 2019, 1♂1♀ (FKCP), leg. B. Buzas et A. Borisov; unnamed wadi N of the

Yabsa Bypass Road (E184), 1.5 km W from Jebel Sakamkam, Fujairah, 25.19051°N 56.29519°E, 485 m a. s. l., 26 March 2020, 1♂ (FKCP), leg. B. Buzas.

**DIAGNOSIS** (♂♀). Total length 24–32 mm. Trichobothrium  $d_2$  on dorsal surface of pedipalp femur usually present. Pectinal teeth number 18–24 in males, 16–21 in females. Movable finger of pedipalps with 8–9 rows of denticles, 8–9 ID and OD. Dorsal carinae on pedipalp patella developed and smooth. Pedipalp femur granulated. Metasoma I–V dorsal surface mesially finely granulated. Metasoma I with 10 carinae, metasoma II–III with 6–8 carinae, metasoma IV–V with 2 dorsolateral carinae; complete ventrolateral carinae indicated and present in posterior part also on metasoma V. Metasoma IV–V ventrally and laterally with fine punctation reduced, present only in posterior part of metasoma V, spaces among punctae rather smooth; metasoma I laterally granulated and bumpy with punctation reduced. Tergites roughly to finely granulated. Sternite VII granulated, with four irregularly granulated carinae present. Pedipalp, metasoma and telson glabrous. Moderate to strong tibial spurs present on legs III and IV. Tarsomere I of legs I–III with 2–5 long setae.





**Figures 15-18.** Localities of *Orthochirus glabrifrons* in the United Arab Emirates. **Figure 15.** Al Aqah, Fujairah. **Figure 16.** Green Mubazzarah, Al Ain. **Figure 17.** Wadi Madhab, Fujairah. **Figure 18.** Environs of Masafi, Ras al-Khaimah.



**Figures 19-20.** Localities of *Orthochirus glabrifrons* in the United Arab Emirates. **Figure 19.** Wadi Ghulayyil Khun, near Bidiya, Fujairah. **Figure 20.** Wadi Saham, Fujairah.



21



22

**Figures 21-22.** *Orthochirus glabrifrons*. **Figure 21.** United Arab Emirates, Wadi Wurayah NP, Fujairah. **Figure 22.** Male from the United Arab Emirates, Wadi Saham, Fujairah, *in vivo* habitus.

COMMENTS. Lourenço & Huber (2000) did not list any valid characters that could differentiate *Paraorthochirus kasparki* and *P. kinzelbachi* from *Orthochirus glabrifrons*. These authors mainly compared their two new species with other species from Iran and Pakistan and listed characters, which are inside a range of variation of characters of *O. glabrifrons*. The type localities of both species were inside the area of distribution of *O. glabrifrons*. Both new species precisely match *O. glabrifrons* in the key characters listed in the diagnosis. The obvious conclusion is that *Paraorthochirus kasparki* Lourenço & Huber, 2000 and *Paraorthochirus kinzelbachi* Lourenço & Huber, 2000 are junior synonyms of *Orthochirus glabrifrons* (Kraepelin, 1903), **syn. n.**

COMMENTS ON LOCALITIES. The type locality of *O. glabrifrons* Muscat (Oman) is located at the seashore, at the low elevation. Among the new collection localities in the United Arab Emirates, only the Dhadna District locality in Fujairah is also located in the seashore at low elevation, while all other new records are from higher altitudes, up to 1734 m a. s. l. (Oman, Jabal Bani Jabir). Further comments on the localities in the United Arab Emirates are given below.

*Al Aqah, Fujairah* (Fig. 15). The lower hillsides of the Hajar Mountains close to the shore receive more humidity from the nearby Gulf of Oman, therefore are more vegetated most of the time. The ground is covered with sharp rocks and only loamy under the present plant *Neltuma juliflora* and all the scorpion specimens were found under those trees.

*Green Mubazzarah, Al Ain, Abu Dhabi* (Fig. 16). Typical limestone habitat on the lower slopes of the Jebel Hafit, just behind the Green Mubazzarah Chalets. The nearby irrigated areas attract more insects, a good food source for scorpions.

*Wadi Madhab, Fujairah* (Fig. 17). Typical broad and flat, lower wadi environment northwest of Fujairah City. Vegetation and *Acacia tortilis* trees covering the lower slopes and the bottom of the wadi.

*Environs of Masafi, Ras al-Khaimah* (Fig. 18). The remains of an early settlement provide good hiding spots for the species.

*Wadi Ghulayyil Khun, near Bidiya, Fujairah* (Fig. 19). During the dry, summer months the scorpions occupy dry riverbeds, known as wadis, and nearby slopes.

*Wadi Saham, Fujairah* (Fig. 20). A typical Hajar Mountains wadi habitat west of Fujairah City. Specimens found at the edge of the dry wadi.

*Wadi Wurayah NP, Fujairah* (Fig. 21). Specimens of *O. glabrifrons* were found in high numbers along with *Hottentotta jayakari* (Pocock, 1895) and *Compsobuthus maindroni* (Kraepelin, 1901) near the main entrance of the park. The area is well vegetated and irrigated in most parts.

## Acknowledgements

Balázs Buzás is grateful to the Crown Prince Office – Fujairah for support of his research during his time in the Al Mayya Sanctuary (Wadi Madhab, Fujairah, UAE). Live specimens in

the Emirate of Fujairah for research purposes under permission number CPO/78/178 to B. Buzás. Specimens were held in the Al Mayya Sanctuary (Wadi Madhab) for further study, then preserved when deceased. We also thank Edit Horváth for the information on the specimens held in the HNHM and Dr. Csaba Géczy for a habitat photo (Figure 16). Other photographs of localities are by Balázs Buzás. The third author thanks his family members, Henri, Lilli and Carina, for always supporting the passion during their holidays and Dr. Michael Seiter (Vienna, Austria) for his friendship and backing him.

## References

- (BIRULA, A.A.) BYALYNITSKII-BIRULYA, A.A. 1917. *Faune de la Russie et des pays limitrophes fondée principalement sur les collections du Musée Zoologique de l'Académie des Sciences de Russie. Arachnides (Arachnoidea)*. Petrograd, 1(1), 227 pp. (in Russian).
- FET, V. & G. LOWE. 2000. Family Buthidae C. L. Koch, 1837. Pp. 54–286 in Fet, V., W. D. Sissom, G. Lowe & M. E. Braunwalder. 2000. *Catalog of the Scorpions of the World (1758–1998)*. New York: The New York Entomological Society, 689 pp.
- KARSCH, F. 1892. Arachniden von Ceylon und von Minikoy, gesammelt von den Herren Doctoren P. und F. Sarasin. *Berliner Entomologische Zeitschrift*, 36(1891): 267–310.
- KOVAŘÍK, F. 2009. *Illustrated Catalog of Scorpions. Part I*. Jakub Rolčík – Clairon Production, Prague, 170 pp.
- KOVAŘÍK, F., V. FET & E. A. YAĞMUR. 2020a. Further review of *Orthochirus* Karsch, 1892 (Scorpiones: Buthidae) from Asia: taxonomic position of *O. melanurus*, *O. persa*, *O. scrobiculosus*, and description of six new species. *Euscorpium*, 318: 1–73.
- KOVAŘÍK, F., V. FET & M. SIYAM. 2020b. Taxonomic position of *Orthochirus olivaceus* (Karsch, 1881), the type species of the genus *Orthochirus* Karsch, 1892 (Scorpiones: Buthidae). *Euscorpium*, 319: 1–15.
- KOVAŘÍK, F. & P. JUST. 2022. *Orthochirus katerinae* sp. n. (Scorpiones: Buthidae) from Saudi Arabia. *Euscorpium*, 362: 1–9.
- KOVAŘÍK, F. & A. A. OJANGUREN AFFILASTRO. 2013. *Illustrated Catalog of Scorpions. Part II. Bothriuridae; Chaerilidae; Buthidae I. Genera Compsobuthus, Hottentotta, Isometrus, Lychas and Sassanidotus*. Prague: Clairon Production, 400 pp.
- KRAEPELIN, K. 1903. Scorpione und Solifugen Nordost-Afrikas, gesammelt 1900 und 1901 von Carlo Freiherrn von Erlanger und Oscar Neumann. *Zoologische Jahrbücher, Abteilung für Systematik*, 18: 557–578.

- LEVY, G. & P. AMITAI. 1980. *Fauna Palaestina. Arachnida I. Scorpiones*. Israel Acad. Sci. Hum., Jerusalem, 130 pp.
- LOURENÇO, W. R. & D. HUBER. 2000. Two new species of scorpions (Scorpiones, Buthidae) of the genus *Paraorthochirus* Lourenço & Vachon from Oman. *Zoology in the Middle East*, 20(1): 137–144.
- LOURENÇO, W. R. & M. VACHON. 1995. Un nouveau genre et deux nouvelles espèces de scorpions Buthidae d'Iran. *Bulletin du Muséum National d'Histoire Naturelle Paris*, 17: 297–305.
- NAVIDPOUR, S., F. KOVAŘÍK, M. E. SOLEGLAD & V. FET. 2008. Scorpions of Iran (Arachnida, Scorpiones). Part I. Khoozestan Province. *Euscorpius*, 65: 1–41.
- SHORTHOUSE, D. P. 2010. SimpleMappr, an online tool to produce publication-quality point maps. Available from <http://www.simplemappr.net>, accessed 12 June 2023.
- SISSOM, W. D. 1990. Systematics, biogeography and paleontology. Pp. 64–160. In: Polis, G. A. (ed.), *The Biology of Scorpions*. Stanford: Stanford University Press, 587 pp.
- STAHNKE, H. L. 1971. Scorpion nomenclature and mensuration. *Entomological News*, 81(12): 297–316.
- VACHON, M. 1952. Études sur les scorpions. *Institut Pasteur d'Algérie, Alger*, 1–482. (published 1948–1951 in *Archives de l'Institut Pasteur d'Algérie*, 1948, 26: 25–90, 162–208, 288–316, 441–481. 1949, 27: 66–100, 134–169, 281–288, 334–396. 1950, 28: 152–216, 383–413. 1951, 29: 46–104).
- VACHON, M. 1963. De l'utilité, en systématique d'une nomenclature des dents des chelicères chez les scorpions. *Bulletin du Muséum National d'Histoire Naturelle Paris*, 35(2): 161–166.
- VACHON, M. 1974. Étude des caractères utilisés pour classer les familles et les genres de Scorpions (Arachnides). 1. La trichobothriotaxie en Arachnologie, Sigles trichobothriaux et types de trichobothriotaxie chez les Scorpions. *Bulletin du Muséum National d'Histoire Naturelle Paris*, 140: 857–958.
- VACHON, M. 1975. Sur l'utilisation de la trichobothriotaxie du bras des pédipalpes des scorpions (Arachnides) dans le classement des genres de la famille des Buthidae Simon. *Comptes Rendus de l'Académie des Sciences, Paris, D*, 281: 1597–1599.